

PLANT OR ANIMAL ???

Draw a line from the food product to the Corn Plant if the product comes from any plant.

Draw a line from the food product to the Cow if the product comes from any animal.

Bread slice



Milk



Eggs



Asparagus



Corn



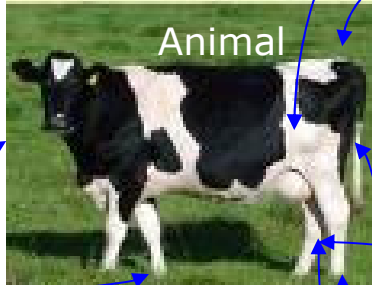
Eggplant



Rice



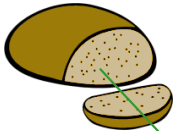
Pear



Steak



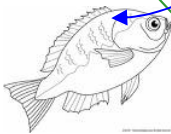
Pita



Chicken



Fish




Peanut



Apple




Cheese



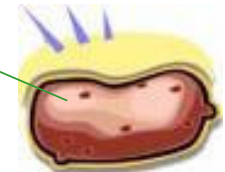
Cucumber



Plant



Potato



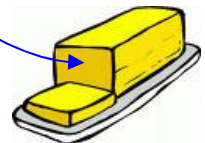
Broccoli



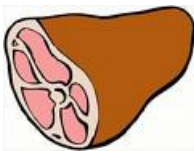
Shrimp



Butter



Ham



Margarine



Beans

